


AGCO GEARBOX ST10F269 XROM FENDT

plugin 366-811



AGCO GEARBOX ST10F269 XROM FENDT





AGCO GEARBOX ST10F269 XROM FENDT

ECU CONNECTOR

In order to connect to the ECU use the CABLE F32GN037C/D.
Make sure that the POWER led (red) on Trasdata is ON.

COLORE FILO WIRE COLOUR	DESCRIZIONE DESCRIPTION
ROSSO RED	POSITIVO DIRETTO POWER BATTERY
ARANCIO ORANGE	POSITIVO SOTTO QUADRO POWER SWITCH ON
NERO BLACK	MASSA GND
GIALLO YELLOW	KLINE
VERDE GREEN	CAN LOW
BIANCO WHITE	CAN HIGH
GRIGIO GREY	POL4 BOOT
BLU BLUE	POL5 CNF1
VIOLA/GRIGIO PURPLE/GREY	TENSIONE PROG. PROG. VOLTAGE
MARRONE BROWN	RESET



To power the ECU it is possible to use the VKEY wirings too, both red and orange wires are 12V.

AGCO GEARBOX ST10F269 XROM FENDT

BOOT CONNECTION

Connect the GREY wire of the F32GN037C/D cable as shown here below:

COLORE FILO WIRE COULOR	DESCRIZIONE DESCRIPTION
GRIGIO GREY	POL4 BOOT

RX & TX CONNECTION

To connect the RX & TX communication lines use the F34NTF53 FLAT wiring

Pin	Colore Colour
11	Non usato Not used
12	Non usato Not used
13	Non usato Not used
14	Non usato Not used
15	Non usato Not used
16	Blu Blue
17	Viola Violet
18	Grigio Grey
19	Bianco White
20	Nero Black
21	Marrone Brown
22	Rosso Red
23	Arancio Orange
24	Giallo Yellow
25	Verde Green
26	Non usato Not used

AGCO GEARBOX ST10F269 XROM FENDT

