

BOSCH EDC16+ 001

plugin ALL EDC16+

The lay-by pins are placed in the lower part of the ECU.





BOSCH EDC16+ 001

DIRECT CONNECTION


Among the 14 pads you will use only the first 10's from the left, solder the guiding pin strips in which you will place the strips otherwise you can solder directly the strips.

Place the ECU with the connector upwards and connect the flat cable F34NTF01 on the strips having care to place the violet wire on the left side.

The following pictures are merely indicative.




The following picture of the DIMA connection is merely indicative.



BOSCH EDC16+ 001

DIMA CONNECTION

Use the DIMA adapter F34DM002.



The following picture of the DIMA connection is merely indicative.

