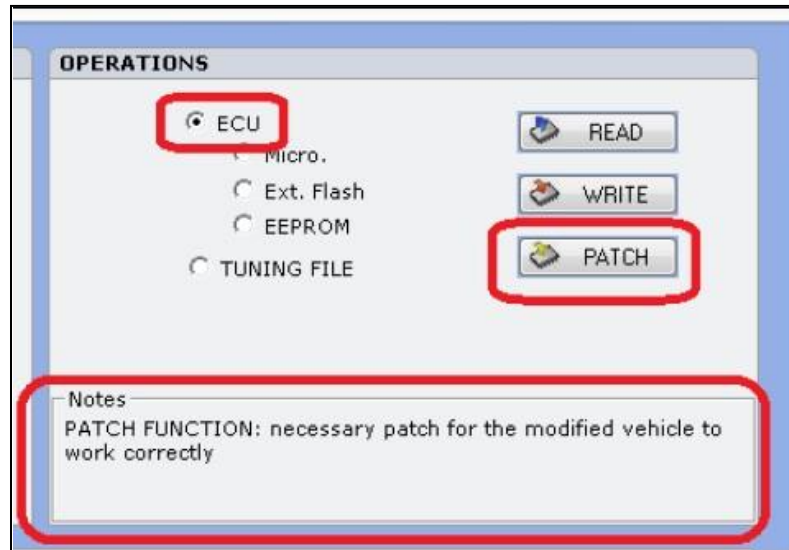


BOSCH EDC16CU31 CP34 XROM MPC564 EGPT VAG

1452-1506 BOSCH EDC16CU31 CP34 XROM MPC564 EGPT VAG

The first time you work with Trasdata on EDC16/16+ ECUs of the VAG group it is mandatory to run the Patch Function to remove the antituning systems.

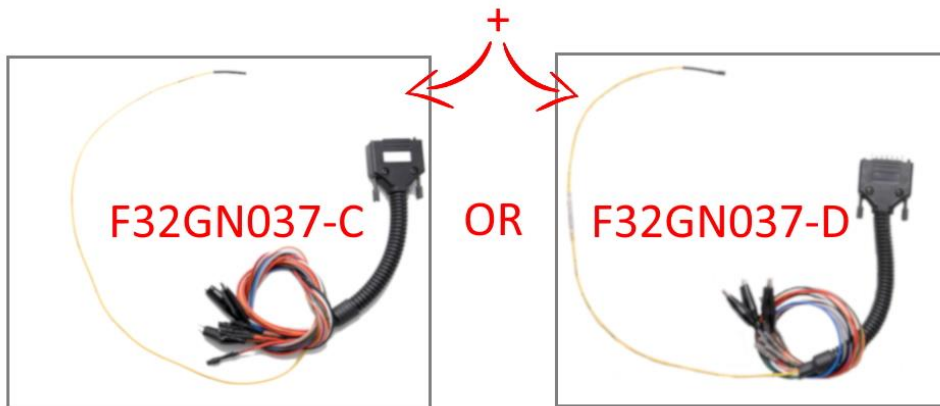


Sequence of operations:


- 1) Read the full ECU file
- 2) Click the button **PATCH** that has been enabled after the read
- 3) Trasdata will automatically apply the patch to the specific memory and also correct the checksum of the file
- 4) The system will automatically save a new file with the new format * **patched.dim** (the new file will be listed in the **File List** tab)
- 5) Extract the tuning file from the **patched.dim** file and use it to make the tuning.
- 6) Write the modified tuning file with Trasdata

To recover the car to its stock conditions use the original .dim file read
The Patch Function must be performed **ONLY** the first time you work on the ECU, the following modifications can be performed writing a file extracted from the patched.dim file

BOSCH EDC16CU31 CP34 XROM MPC564 EGPT VAG



=



BOSCH EDC16CU31 CP34 XROM MPC564 EGPT VAG

CONNETTORE ECU

