


BOSCH EDC17C10 XROM TC1796 PSA

plugin **198**





# BOSCH EDC17C10 XROM TC1796 PSA

## ECU CONNECTOR

In order to connect to the ECU use the CABLE F32GN037C.

Make sure that the POWER led (red) on Trasdata is ON

COLORE FILO WIRE COLOUR	DESCRIZIONE DESCRIPTION
ROSSO RED	POSITIVO DIRETTO POWER BATTERY
ARANCIO ORANGE	POSITIVO SOTTO QUADRO POWER SWITCH ON
NERO BLACK	MASSA GND
GIALLO YELLOW	KLINE
VERDE GREEN	CAN LOW
BIANCO WHITE	CAN HIGH
GRIGIO GREY	POL4 BOOT
BLU BLUE	POL5 CNF1
VIOLA/GRIGIO PURPLE/GREY	TENSIONE PROG. PROG. VOLTAGE
MARRONE BROWN	RESET




## BOSCH EDC17C10 XROM TC1796 PSA

### DIRECT CONNECTION

Connect the GREY wire of the cable F32GN037C as described here below :

COLORE FILO WIRE COLOUR	DESCRIZIONE DESCRIPTION
GRIGIO GREY	POL4 BOOT



## BOSCH EDC17C10 XROM TC1796 PSA

### DIMA CONNECTION

Connect the boot pad to the lay by pin n.10 of the programming pads.

