


BOSCH EDC17C18 IROM TC1766 OPEL

plugin **228**





BOSCH EDC17C18 IROM TC1766 OPEL

ECU CONNECTOR

In order to connect to the ECU use the CABLE F32GN037C.
Make sure that the POWER led (red) on Trasdata is ON
Do NOT use this connection with the DIMA

COLORE FILO WIRE COLOUR	DESCRIZIONE DESCRIPTION
ROSSO RED	POSITIVO DIRETTO POWER BATTERY
ARANCIO ORANGE	POSITIVO SOTTO QUADRO POWER SWITCH ON
NERO BLACK	MASSA GND
GIALLO YELLOW	KLINE
VERDE GREEN	CAN LOW
BIANCO WHITE	CAN HIGH
GRIGIO GREY	POL4 BOOT
BLU BLUE	POL5 CNF1
VIOLA/GRIGIO PURPLE/GREY	TENSIONE PROG. PROG. VOLTAGE
MARRONE BROWN	RESET




BOSCH EDC17C18 IROM TC1766 OPEL

BOOT/POL4 DIRECT CONNECTION

Connect the GREY wire of the cable F32GN037C as described here below :


COLORE FILO WIRE COLOUR	DESCRIZIONE DESCRIPTION
GRIGIO GREY	POL4 BOOT



BOSCH EDC17C18 IROM TC1766 OPEL

DIMA CONNECTION

Connect the boot pin to the pad n.10 of the soldering lay-by pins then verify that the switch BOOT present on the F34DM011 is set in position ON.



This connection picture is merely indicative.

