

BOSCH EDC17CP14 IROM TC1796 KIA

plugin **127, 549**



BOSCH EDC17CP14 IROM TC1796 KIA



DIRECT CONNECTION

In order to connect to the ECU use the CABLE F32GN037C.

Make sure that the POWER led (red) on Trasdata is ON

Do NOT use this connection with the METAL POSITIONING FRAME CONNECTION.

COLORE FILO WIRE COLOUR	DESCRIZIONE DESCRIPTION
ROSSO RED	POSITIVO DIRETTO POWER BATTERY
ARANCIO ORANGE	POSITIVO SOTTO QUADRO POWER SWITCH ON
NERO BLACK	MASSA GND
GIALLO YELLOW	KLINE
VERDE GREEN	CAN LOW
BIANCO WHITE	CAN HIGH
GRIGIO GREY	POL4 BOOT
BLU BLUE	POL5 CNF1
VIOLA/GRIGIO PURPLE/GREY	TENSIONE PROG. PROG. VOLTAGE
MARRONE BROWN	RESET




BOSCH EDC17CP14 IROM TC1796 KIA

BOOT/POL4 CONNECTION

Connect the GREY wire of the cable F32GN037C as described here below :

COLORE FILO WIRE COLOUR	DESCRIZIONE DESCRIPTION
GRIGIO GREY	POL4 BOOT



BOSCH EDC17CP14 IROM TC1796 KIA

METAL POSITIONING FRAME CONNECTION CONNECTION

Connect the boot pin to the pad n.10 of the soldering lay-by pins.

