


BOSCH EDC7 C3 MAN

plugin 135

The lay-by pins are placed in the lower part of the ECU.




BOSCH EDC7 C3 MAN

ECU CONNECTOR


In order to connect to the ECU use the CABLE F32GN037C.
Make sure that the POWER led (red) on Trasdata is ON.

COLORE FILO WIRE COLOUR	DESCRIZIONE DESCRIPTION
ROSSO RED	POSITIVO DIRETTO POWER BATTERY
ARANCIO ORANGE	POSITIVO SOTTO QUADRO POWER SWITCH ON
NERO BLACK	MASSA GND
GIALLO YELLOW	KLINE
VERDE GREEN	CAN LOW
BIANCO WHITE	CAN HIGH
GRIGIO GREY	POL4 BOOT
BLU BLUE	POL5 CNF1
VIOLA/GRIGIO PURPLE/GREY	TENSIONE PROG. PROG. VOLTAGE
MARRONE BROWN	RESET



DIRECT CONNECTION

For the direct connection it is required the soldering adapter F34NTA06, please verify the **PIN 1** of the board matches with the **PIN 1** of the adapter.



BOSCH EDC7 C3 MAN

DIMA CONNECTION

To connect with DIMA you need adaptor F34DM003 + F34DM008

