


## BOSCH EDC7U1 MACK

### plugin 453

The lay-by pins are placed in the lower part of the ECU.





# BOSCH EDC7U1 MACK

## ECU CONNECTOR

In order to connect to the ECU use the CABLE F32GN037C.  
Make sure that the POWER led (red) on Trasdata is ON

COLORE FILO WIRE COLOUR	DESCRIZIONE DESCRIPTION
ROSSO RED	POSITIVO DIRETTO POWER BATTERY
ARANCIO ORANGE	POSITIVO SOTTO QUADRO POWER SWITCH ON
NERO BLACK	MASSA GND
GIALLO YELLOW	KLINE
VERDE GREEN	CAN LOW
BIANCO WHITE	CAN HIGH
GRIGIO GREY	POL4 BOOT
BLU BLUE	POL5 CNF1
VIOLA/GRIGIO PURPLE/GREY	TENSIONE PROG. PROG. VOLTAGE
MARRONE BROWN	RESET



## BOSCH EDC7U1 MACK

### **DIRECT CONNECTION**

For the direct connection you must use the SIEMENS F34NTA06 adapter

