

BOSCH ME17.9.64 IROM TC1724 GPT SUZUKI

plugin **971** : BOSCH ME17.9.64 IROM TC1724 GPT SUZUKI

GPT CONNECTION MODE


To perform the GPT connection it is necessary to use both the ANALOG PORT and the DIGITAL PORT.

GPT connection with loose wires

Connect the F32GN037 cable to the **ANALOG PORT**

Connect the F34NTA15 to the **DIGITAL PORT**, use the YELLOW and ORANGE wires ONLY for the GPT signals as displayed in the following pictures.

F34NTA15



BOSCH ME17.9.64 IROM TC1724 GPT SUZUKI



BOSCH ME17.9.64 IROM TC1724 GPT SUZUKI




BOSCH ME17.9.64 IROM TC1724 GPT SUZUKI

DIRECT CONNECTION

In order to connect to the ECU use the cable F32GN037C.
Make sure that the POWER led (red) on Trasdata is ON.

COLORE FILO WIRE COLOUR	DESCRIZIONE DESCRIPTION
ROSSO RED	POSITIVO DIRETTO POWER BATTERY
ARANCIO ORANGE	POSITIVO SOTTO QUADRO POWER SWITCH ON
NERO BLACK	MASSA GND
GIALLO YELLOW	KLINE
VERDE GREEN	CAN LOW
BIANCO WHITE	CAN HIGH
GRIGIO GREY	POL4 BOOT
BLU BLUE	POL5 CNF1
VIOLA/GRIGIO PURPLE/GREY	TENSIONE PROG. PROG. VOLTAGE
MARRONE BROWN	RESET

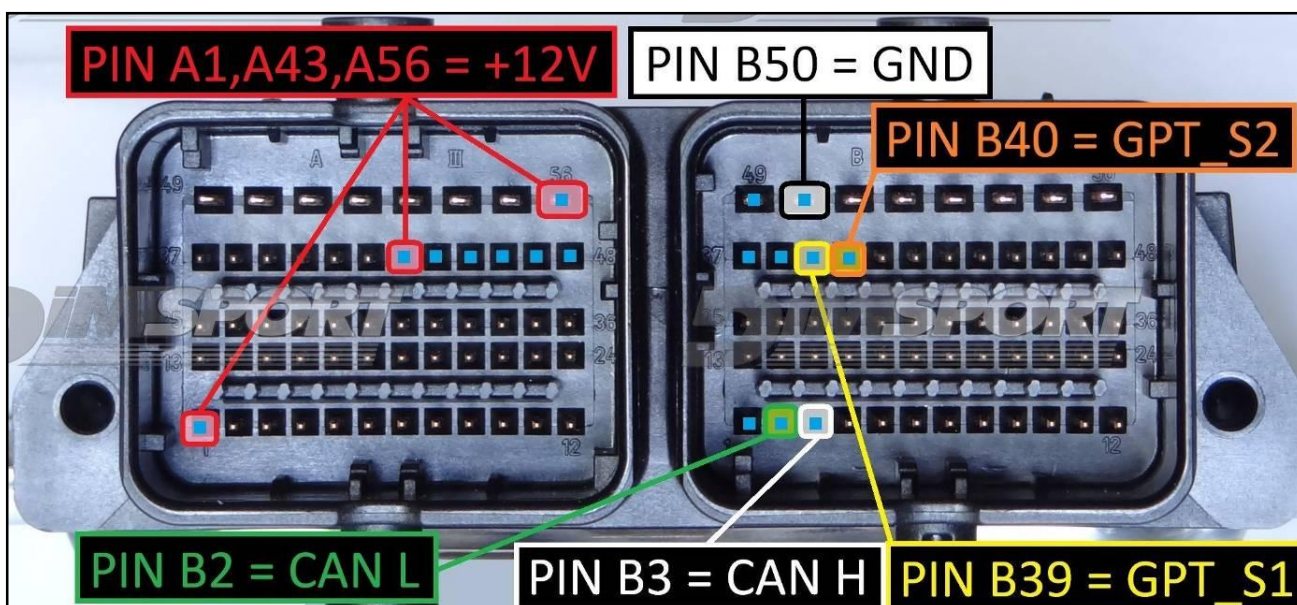


GPT DIRECT CONNECTION

GPT connection is required for the first time only, after the first ECU reading it is not necessary any longer. Connect the F34NTA15 flat cable to the GPT S1 & GPT S2 pins.

PIN / Colore PIN / Color	DESCRIZIONE DESCRIPTION
	GPT_S2
	GPT_S1

ECU CONNECTOR




BOSCH ME17.9.64 IROM TC1724 GPT SUZUKI

BOOT/CNF1 CONNECTION

Connect the GREY and BLUE wires of the cable F32GN037C as shown in the picture

COLORE FILO WIRE COLOUR	DESCRIZIONE DESCRIPTION
GRIGIO GREY	POL4 BOOT
BLU BLUE	POL5 CNF1



BOSCH ME17.9.64 IROM TC1724 GPT SUZUKI

BNP POSITIONING FRAME CONNECTION

