


BOSCH ME2.1 ALFA ROMEO

plugin 905




BOSCH ME2.1 ALFA ROMEO


DIRECT CONNECTION

In order to connect to the ECU use the CABLE F32GN037C.
Make sure that the POWER led (red) on Trasdata is ON.

COLORE FILO WIRE COLOUR	DESCRIZIONE DESCRIPTION
ROSSO RED	POSITIVO DIRETTO POWER BATTERY
ARANCIO ORANGE	POSITIVO SOTTO QUADRO POWER SWITCH ON
NERO BLACK	MASSA GND
GIALLO YELLOW	KLINE
VERDE GREEN	CAN LOW
BIANCO WHITE	CAN HIGH
GRIGIO GREY	POL4 BOOT
BLU BLUE	POL5 CNF1
VIOLA/GRIGIO PURPLE/GREY	TENSIONE PROG. PROG. VOLTAGE
MARRONE BROWN	RESET



ECU CONNECTOR



To the power feeding pins KB3,KB4,KA2 (+12V) you can connect both wires red (VECU) and orange (VKEY) of the F32GN037C cable, they both have 12V signal.

BOSCH ME2.1 ALFA ROMEO

DIRECT BOOT CONNECTION

Connect the GREY wire of the F32GN037C cable as described here below

COLORE FILO WIRE COLOUR	DESCRIZIONE DESCRIPTION
GRIGIO GREY	POL4 BOOT

