


# 1 BOSCH ME2.7.1 MERCEDES

## 1.1 PLUGIN 1787



**! ATTENTION**

*This ECU is equipped with 2 Flash EPROMs whose files are identical.  
It is necessary to modify both Flash EPROMs using the same plugin.*



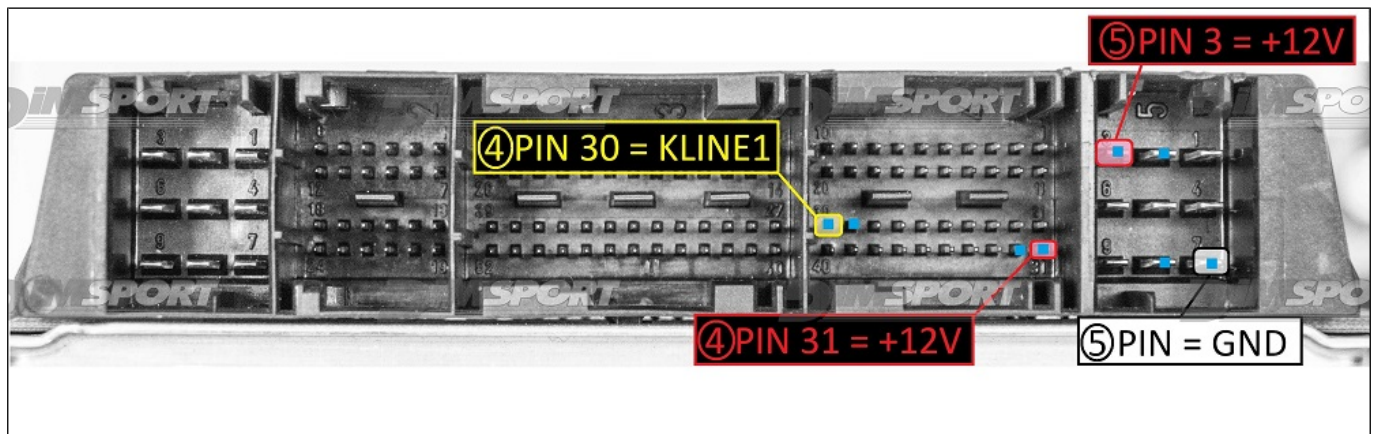
## 1.2 DIRECT CONNECTION - FLASH 1

In order to connect to the ECU use the cable F32GN037C/D .  
 Make sure that the POWER led (red) on NEW TRASDATA is ON.

WIRE COLOUR	DESCRIPTION
Red	+12 V
Orange	VKEY
Black	GND
Yellow	KLIN1
Green	CAN L
White	CAN H
Grey	BOOT
Blue	CNF1
Purple - Grey	VPP
Brown	RESET




## 1.3 ECU CONNECTOR - FLASH 1



## 1.4 BOOT DIRECT CONNECTION - FLASH 1

Connect the BOOT pin to the grey wire of the cable F32GN037C/D .

WIRE COLOUR	DESCRIPTION
Grey	BOOT




## 1.5 DIRECT CONNECTION - FLASH 2

In order to connect to the ECU use the cable F32GN037C/D .  
Make sure that the POWER led (red) on NEW TRASDATA is ON.

WIRE COLOUR	DESCRIPTION
Red	+12 V
Orange	VKEY
Black	GND
Yellow	KLINE
Green	CAN L
White	CAN H
Grey	BOOT
Blue	CNF1
Purple - Grey	VPP
Brown	RESET



## 1.6 ECU CONNECTOR - FLASH 2



## 1.7 BOOT DIRECT CONNECTION - FLASH 2

Connect the BOOT pin to the grey wire of the cable F32GN037C/D .

WIRE COLOUR	DESCRIPTION
Grey	BOOT

