

BOSCH ME2.7.2 MERCEDES


plugin 1674



BOSCH ME2.7.2 MERCEDES


This ECU is equipped with 2 Microprocessors and 2 Flash Eprom. The files are the same. To avoid mistakes place the ECU with the connector downwards. The plugin used is the same for both memories, you need to modify both Flash Eprom.

FLASH EPROM side



BOSCH ME2.7.2 MERCEDES

MICROPROCESSORS side




BOSCH ME2.7.2 MERCEDES

DIRECT CONNECTION – FLASH&MICRO 1

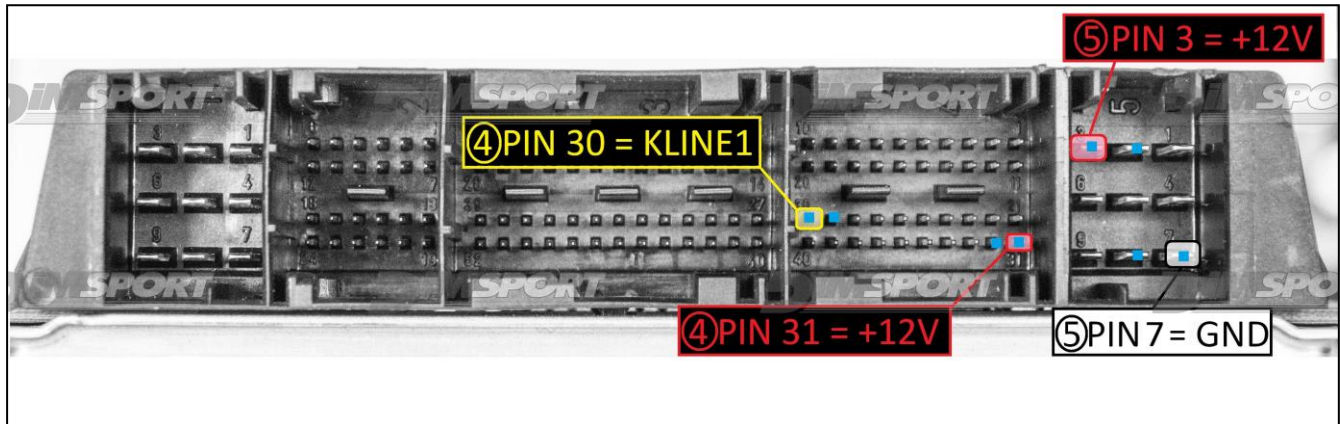
In order to connect to the ECU use the CABLE F32GN037C/D.

Make sure that the POWER led (red) on Trasdata is ON.

COLORE FILO WIRE COLOUR	DESCRIZIONE DESCRIPTION
ROSSO RED	POSITIVO DIRETTO POWER BATTERY
ARANCIO ORANGE	POSITIVO SOTTO QUADRO POWER SWITCH ON
NERO BLACK	MASSA GND
GIALLO YELLOW	KLINE
VERDE GREEN	CAN LOW
BIANCO WHITE	CAN HIGH
GRIGIO GREY	POL4 BOOT
BLU BLUE	POL5 CNF1
VIOLA/GRIGIO PURPLE/GREY	TENSIONE PROG. PROG. VOLTAGE
MARRONE BROWN	RESET



ECU CONNECTOR – FLASH&MICRO 1




BOSCH ME2.7.2 MERCEDES

BOOT DIRCT CONNECTION - FLASH&MICRO 1

Connect the GREY wire of the cable F32GN037C/D as described here below:

COLORE FILO WIRE COLOUR	DESCRIZIONE DESCRIPTION
GRIGIO GREY	POL4 BOOT




BOSCH ME2.7.2 MERCEDES

DIRECT CONNECTION – FLASH&MICRO 2


In order to connect to the ECU use the CABLE F32GN037C/D.

Make sure that the POWER led (red) on Trasdata is ON.

COLORE FILO WIRE COLOUR	DESCRIZIONE DESCRIPTION
ROSSO RED	POSITIVO DIRETTO POWER BATTERY
ARANCIO ORANGE	POSITIVO SOTTO QUADRO POWER SWITCH ON
NERO BLACK	MASSA GND
GIALLO YELLOW	KLINE
VERDE GREEN	CAN LOW
BIANCO WHITE	CAN HIGH
GRIGIO GREY	POL4 BOOT
BLU BLUE	POL5 CNF1
VIOLA/GRIGIO PURPLE/GREY	TENSIONE PROG. PROG. VOLTAGE
MARRONE BROWN	RESET



ECU CONNECTOR – FLASH&MICRO 2



BOSCH ME2.7.2 MERCEDES

BOOT DIRCT CONNECTION - FLASH&MICRO 2

Connect the GREY wire of the cable F32GN037C/D as described here below:

COLORE FILO WIRE COLOUR	DESCRIZIONE DESCRIPTION
GRIGIO GREY	POL4 BOOT

