


BOSCH ME2.8 MERCEDES

plugin 622




BOSCH ME2.8 MERCEDES

DIRECT CONNECTION


In order to connect to the ECU use the CABLE F32GN037C.
 Make sure that the POWER led (red) on Trasdata is ON.

COLORE FILO WIRE COLOUR	DESCRIZIONE DESCRIPTION
ROSSO RED	POSITIVO DIRETTO POWER BATTERY
ARANCIO ORANGE	POSITIVO SOTTO QUADRO POWER SWITCH ON
NERO BLACK	MASSA GND
GIALLO YELLOW	KLINE
VERDE GREEN	CAN LOW
BIANCO WHITE	CAN HIGH
GRIGIO GREY	POL4 BOOT
BLU BLUE	POL5 CNF1
VIOLA/GRIGIO PURPLE/GREY	TENSIONE PROG. PROG. VOLTAGE
MARRONE BROWN	RESET




WARNING: the ecu connector can have 2 different pinout numerical orders

ECU CONNECTOR 1



ECU CONNECTOR 2



To the 12V power feeding pins you can connect both wires red and orange, they both have 12 Volt signal.

BOSCH ME2.8 MERCEDES

DIRECT BOOT CONNECTION

Connect the GREY wire of the F32GN037C cable as shown in the following picture :

COLORE FILO WIRE COULOR	DESCRIZIONE DESCRIPTION
GRIGIO GREY	POL4
	BOOT

