


BOSCH ME7.4.4 POLARIS

plugin 057


The BOOT lay-by pin is placed on the opposite side of the ECU.



DIRECT CONNECTION


In order to connect to the ECU use the CABLE F32GN037C/D.
Make sure that the POWER led (red) on Trasdata is ON.

COLORE FILO WIRE COLOUR	DESCRIZIONE DESCRIPTION
ROSSO RED	POSITIVO DIRETTO POWER BATTERY
ARANCIO ORANGE	POSITIVO SOTTO QUADRO POWER SWITCH ON
NERO BLACK	MASSA GND
GIALLO YELLOW	KLINE
VERDE GREEN	CAN LOW
BIANCO WHITE	CAN HIGH
GRIGIO GREY	POL4 BOOT
BLU BLUE	POL5 CNF 1
VIOLA/GRIGIO PURPLE/GREY	TENSIONE PROG. PROG. VOLTAGE
MARRONE BROWN	RESET



BOSCH ME7.4.4 POLARIS

ECU CONNECTOR




Warning: for a correct ECU power feeding it is necessary to connect a 10Kohm resistor between the PIN F2 and the PIN G2 +12V.

BOOT CONNECTION

Connect the GREY wire of the cable F32GN037C/D as described here below :

COLORE FILO WIRE COLOUR	DESCRIZIONE DESCRIPTION
GRIGIO GREY	POL4 BOOT



BOSCH ME7.4.4 POLARIS

