


BOSCH ME7.4.6 PSA

plugin 569-720




BOSCH ME7.4.6 PSA


DIRECT CONNECTION

In order to connect to the ECU use the CABLE F32GN037C/D.
Make sure that the POWER led (red) on Trasdata is ON.

COLORE FILO WIRE COLOUR		DESCRIZIONE DESCRIPTION
ROSSO RED		POSITIVO DIRETTO POWER BATTERY
ARANCIO ORANGE		POSITIVO SOTTO QUADRO POWER SWITCH ON
NERO BLACK		MASSA GND
GIALLO YELLOW		KLINE
VERDE GREEN		CAN LOW
BIANCO WHITE		CAN HIGH
GRIGIO GREY		POL4 BOOT
BLU BLUE		POL5 CNF1
VIOLA/GRIGIO PURPLE/GREY		TENSIONE PROG. PROG. VOLTAGE
MARRONE BROWN		RESET



ECU CONNECTOR



BOSCH ME7.4.6 PSA

BOOT CONNECTION

Connect the GREY wire of the F32GN037C/D cable as shown in the following picture :

COLORE FILO WIRE COLOUR	DESCRIZIONE DESCRIPTION
GRIGIO GREY	POL4 BOOT

