


BOSCH ME7.7.1 MITSUBISHI

plugin 573




BOSCH ME7.7.1 MITSUBISHI

DIRECT CONNECTION

In order to connect to the ECU use the CABLE F32GN037C/D.
Make sure that the POWER led (red) on Trasdata is ON.

COLORE FILO WIRE COLOUR		DESCRIZIONE DESCRIPTION
ROSSO RED		POSITIVO DIRETTO POWER BATTERY
ARANCIO ORANGE		POSITIVO SOTTO QUADRO POWER SWITCH ON
NERO BLACK		MASSA GND
GIALLO YELLOW		KLINE
VERDE GREEN		CAN LOW
BIANCO WHITE		CAN HIGH
GRIGIO GREY		POL4 BOOT
BLU BLUE		POL5 CNF1
VIOLA/GRIGIO PURPLE/GREY		TENSIONE PROG. PROG. VOLTAGE
MARRONE BROWN		RESET



ECU CONNECTOR




BOSCH ME7.7.1 MITSUBISHI

BOOT/CNF1 CONNECTION

Connect the GREY and BLUE wires of the F32GN037C/D cable as shown in the following picture :

COLORE FILO WIRE COULOR	DESCRIZIONE DESCRIPTION
GRIGIO GREY	POL4 BOOT
BLU BLUE	POL5 CNF1



BOSCH ME7.7.1 MITSUBISHI

METAL POSITIONING FRAME CONNECTION

Warning: the ECU is powered through the flat cable connected to the DIMA adapter F34DM010, it is not required the connection on the ECU connector.

