


BOSCH ME7.9.7

plugin **282**

There exist 2 ECU HW types:


HW 1



DIRECT CONNECTION


In order to connect to the ECU use the CABLE F32GN037C.
Make sure that the POWER led (red) on Trasdata is ON.

COLORE FILO WIRE COLOUR	DESCRIZIONE DESCRIPTION
ROSSO RED	POSITIVO DIRETTO POWER BATTERY
ARANCIO ORANGE	POSITIVO SOTTO QUADRO POWER SWITCH ON
NERO BLACK	MASSA GND
GIALLO YELLOW	KLINE
VERDE GREEN	CAN LOW
BIANCO WHITE	ICAN HIGH
GRIGIO GREY	POL4 BOOT
BLU BLUE	POL5 CNF1
VIOLA/GRIGIO PURPLE/GREY	TENSIONE PROG. PROG. VOLTAGE
MARRONE BROWN	RESET



BOSCH ME7.9.7


ECU CONNECTOR



BOOT&CNF1 CONNECTION


Connect the BLUE and GREY wires of the cable F32GN037C as described here below :

COLORE FILO WIRE COULOR	DESCRIZIONE DESCRIPTION
GRIGIO GREY	POL4 BOOT
BLU BLUE	POL5 CNF1



BOSCH ME7.9.7


HW 2



DIRECT CONNECTION


In order to connect to the ECU use the CABLE F32GN037C.
Make sure that the POWER led (red) on Trasdata is ON.

COLORE FILO WIRE COLOUR	DESCRIZIONE DESCRIPTION
ROSSO RED	POSITIVO DIRETTO POWER BATTERY
ARANCIO ORANGE	POSITIVO SOTTO QUADRO POWER SWITCH ON
NERO BLACK	MASSA GND
GIALLO YELLOW	KLINE
VERDE GREEN	CAN LOW
BIANCO WHITE	CAN HIGH
GRIGIO GREY	POL4 BOOT
BLU BLUE	POL5 CNF1
VIOLA/GRIGIO PURPLE/GREY	TENSIONE PROG. PROG. VOLTAGE
MARRONE BROWN	RESET



BOSCH ME7.9.7

ECU CONNECTOR



BOOT&CNF1 CONNECTION

Connect the BLUE and GREY wires of the cable F32GN037C as described here below :

COLORE FILO WIRE COULOR	DESCRIZIONE DESCRIPTION
GRIGIO GREY	POL4 BOOT
BLU BLUE	POL5 CNF1

