



## BOSCH ME9+2 BMW

### plugin 163



The lay-by pins are placed in the lower part of the ECU.



## BOSCH ME9+2 BMW

### DIRECT CONNECTION

Among these 14's we will use the first 10's from the left to solder the strips or guiding pin strips.  
**The coloured stripe of the flat cable identifies the pin number one and MUST face left (you should watch the ECU with the connector placed upwards ( EPROM side ).**



# BOSCH ME9+2 BMW

## DIMA CONNECTION

