



BOSCH ME9+ BMW

plugin 103



The lay-by pins are placed in the lower part of the ECU.



BOSCH ME9+ BMW

DIRECT CONNECTION

Among these 14's we will use the first 10's from the left to solder the strips or guiding pin strips.
The coloured stripe of the flat cable identifies the pin number one and MUST face left (you should watch the ECU with the connector placed upwards (EPROM side).



BOSCH ME9+ BMW

DIMA CONNECTION

