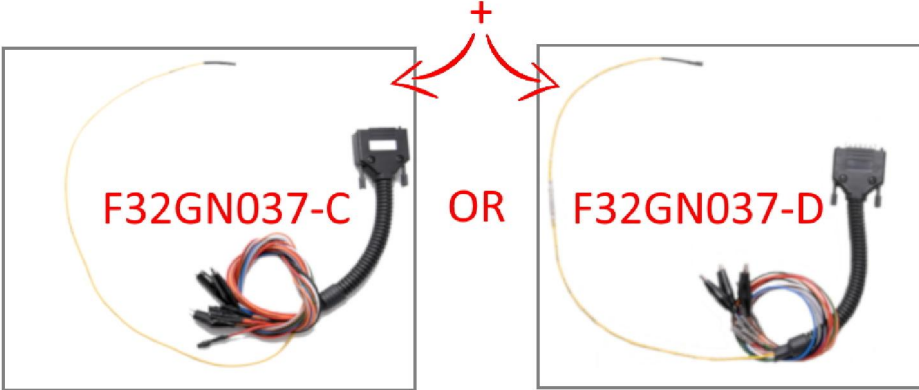



BOSCH ME9.0 XROM MPC562 EGPT FORD

1462 BOSCH ME9.0 XROM MPC562 EGPT FORD



=



## BOSCH ME9.0 XROM MPC562 EGPT FORD

### ECU CONNECTOR / CONNETTORE ECU / CONNECTEUR ECU ECU VERBINDUNG / CONECTOR ECU

To understand which connection to use (TYPE 1 or TYPE 2) it is necessary to check the continuity on the GND signals.

Per capire quale connessione usare (TIPO1 o TIPO2) è necessario verificare la continuità sui segnali GND.



Um zu verstehen, welche Verbindung verwendet werden soll (Typ 1 oder Typ 2), ist es notwendig, die Kontinuität der GND-Signale zu überprüfen.

Pour comprendre quelle connexion utiliser (TYPE 1 ou TYPE 2), il est nécessaire de vérifier la continuité des signaux GND:

Para entender qué conexión usar (TIPO 1 o TIPO 2) es necesario verificar la continuidad en las señales GND.

Para entender qual conexão usar (TIPO 1 ou TIPO 2), é necessário verificar a continuidade dos sinais GND

### TYPE 01



### TYPE 02

