

BOSCH MED17.1.1 IROM TC1797 VAG

plugin 1517 BOSCH MED17.1.1 IROM TC1797 VAG



BOSCH MED17.1.1 IROM TC1797 VAG



ECU CONNECTOR

In order to connect to the ECU use the CABLE F32GN037C/D.

Make sure that the POWER led (red) on Trasdata is ON.

Do not use this connection for the METAL POSITIONING FRAME. .

COLORE FILO WIRE COLOUR	DESCRIZIONE DESCRIPTION
ROSSO RED	POSITIVO DIRETTO POWER BATTERY
ARANCIO ORANGE	POSITIVO SOTTO QUADRO POWER SWITCH ON
NERO BLACK	MASSA GND
GIALLO YELLOW	KLINE
VERDE GREEN	CAN LOW
BIANCO WHITE	CAN HIGH
GRIGIO GREY	POL4 BOOT
BLU BLUE	POL5 CNF1
VIOLA/GRIGIO PURPLE/GREY	TENSIONE PROG. PROG. VOLTAGE
MARRONE BROWN	RESET




BOSCH MED17.1.1 IROM TC1797 VAG

BOOT CONNECTION

Connect the GREY wire of the cable F32GN037C/D as described here below :


COLORE FILO WIRE COLOUR	DESCRIZIONE DESCRIPTION
GRIGIO GREY	POL4 BOOT



BOSCH MED17.1.1 IROM TC1797 VAG

METAL POSITIONING FRAME CONNECTION

Connect the boot pin to the pad n.10 of the soldering lay-by pins then verify that the switch BOOT present on the F34DM011 is set in position ON.



The following picture is merely indicative.

