

## BOSCH MED17.3.4 IROM TC1797 GPT MASERATI

**WARNING:** it is not possible to use the METAL DIMA F34DM011 connection but only the direct connection.

plugin 711 BOSCH MED17.3.4 IROM TC1797 GPT  
MASERATI


### GPT CONNECTION MODE

To perform the GPT connection it is necessary to use both the ANALOG PORT and the DIGITAL PORT.

#### GPT connection with loose wires

Connect the F32GN037 cable to the **ANALOG PORT**

Connect the F34NTA15 to the **DIGITAL PORT**, use the YELLOW and ORANGE wires ONLY for the GPT signals, the WHITE and GREEN wires are for the second CAN line as displayed in the following pictures.




BOSCH MED17.3.4 IROM TC1797 GPT MASERATI

MED17.3.4



BOSCH MED17.3.4 IROM TC1797 GPT MASERATI




## BOSCH MED17.3.4 IROM TC1797 GPT MASERATI

### ECU CONNECTOR

For the connection use the cable F32GN037C connected to the ECU.  
Make sure that the POWER led (red) on Trasdata is ON.

COLORE FILO WIRE COLOUR	DESCRIZIONE DESCRIPTION
ROSSO RED	POSITIVO DIRETTO POWER BATTERY
ARANCIO ORANGE	POSITIVO SOTTO QUADRO POWER SWITCH ON
NERO BLACK	MASSA GND
GIALLO YELLOW	KLINE
VERDE GREEN	CAN LOW
BIANCO WHITE	CAN HIGH
GRIGIO GREY	POL4 BOOT
BLU BLUE	POL5 CNF1
VIOLA/GRIGIO PURPLE/GREY	TENSIONE PROG. PROG. VOLTAGE
MARRONE BROWN	RESET




## BOSCH MED17.3.4 IROM TC1797 GPT MASERATI

### DIRECT BOOT&CNF1 CONNECTION

Connect the GREY and BLUE wires of the cable F32GN037C as shown in the picture.

COLORE FILO WIRE COLOUR	DESCRIZIONE DESCRIPTION
GRIGIO GREY	POL4 BOOT
BLU BLUE	POL5 CNF1




## BOSCH MED17.3.4 IROM TC1797 GPT MASERATI

### GPT CONNECTION

Connect the GPT S1 - GPT S2 - CAN 2H - CAN 2L pins to the specific wires of the F34NTA15 flat cable as shown in the following picture.

PIN / Colore PIN / Colour	DESCRIZIONE DESCRIPTION
Orange	GPT_S2
Yellow	GPT_S1
White	CAN 2H
Green	CAN 2L



BOSCH MED17.3.4 IROM TC1797 GPT MASERATI

**DIMA BNP CONNECTION**

