

BOSCH MED17.7.2 IROM TC1797 GPT MERCEDES

plugin 692 BOSCH MED17.2.2 IROM TC1797 GPT MERCEDES


GPT CONNECTION MODE

To perform the GPT connection it is necessary to use both the ANALOG PORT and the DIGITAL PORT.

GPT connection with loose wires

Connect the F32GN037 cable to the **ANALOG PORT**

Connect the F34NTA15 to the **DIGITAL PORT**, use the YELLOW and ORANGE wires ONLY for the GPT signals.




BOSCH MED17.7.2 IROM TC1797 GPT MERCEDES

MED17.2.2



BOSCH MED17.7.2 IROM TC1797 GPT MERCEDES





BOSCH MED17.7.2 IROM TC1797 GPT MERCEDES

ECU CONNECTOR

For the connection use the cable F32GN037C connected to the ECU.
 Make sure that the POWER led (red) on Trasdata is ON.

COLORE FILO WIRE COLOUR	DESCRIZIONE DESCRIPTION
ROSSO RED	POSITIVO DIRETTO POWER BATTERY
ARANCIO ORANGE	POSITIVO SOTTO QUADRO POWER SWITCH ON
NERO BLACK	MASSA GND
GIALLO YELLOW	KLINE
VERDE GREEN	CAN LOW
BIANCO WHITE	CAN HIGH
GRIGIO GREY	POL4 BOOT
BLU BLUE	POL5 CNF1
VIOLA/GRIGIO PURPLE/GREY	TENSIONE PROG. PROG. VOLTAGE
MARRONE BROWN	RESET




BOSCH MED17.7.2 IROM TC1797 GPT MERCEDES

DIRECT BOOT CONNECTION

Connect the GREY wire of the cable F32GN037C as shown in the picture.

COLORE FILO WIRE COLOUR	DESCRIZIONE DESCRIPTION
GRIGIO GREY	POL4 BOOT




BOSCH MED17.7.2 IROM TC1797 GPT MERCEDES

GPT CONNECTION

Connect the GPT S1 & GPT S2 pins to the specific wires of the F34NTA15 flat cable as shown in the following picture.

PIN / Colore PIN / Color	DESCRIZIONE DESCRIPTION
Orange	GPT_S2
Yellow	GPT_S1



BOSCH MED17.7.2 IROM TC1797 GPT MERCEDES

DIMA BNP CONNECTION

