

## BOSCH MED17.7.3.1 XROM TC1797 GPT MERCEDES

plugin 740 BOSCH MED17.7.3.1 XROM TC1797 GPT MERCEDES

### **GPT CONNECTION MODE**


To perform the GPT connection it is necessary to use both the ANALOG PORT and the DIGITAL PORT.

### **GPT connection with loose wires**

Connect the F32GN037 cable to the **ANALOG PORT**

Connect the F34NTA15 to the **DIGITAL PORT**, use the YELLOW and ORANGE wires ONLY for the GPT signals as displayed in the following pictures.

**F34NTA15**




BOSCH MED17.7.3.1 XROM TC1797 GPT MERCEDES

MED17.7.3.1



BOSCH MED17.7.3.1 XROM TC1797 GPT MERCEDES




## BOSCH MED17.7.3.1 XROM TC1797 GPT MERCEDES

### ECU CONNECTOR

For the connection use the cable F32GN037C connected to the ECU.  
Make sure that the POWER led (red) on Trasdata is ON.


COLORE FILO WIRE COLOUR	DESCRIZIONE DESCRIPTION
ROSSO RED	POSITIVO DIRETTO POWER BATTERY
ARANCIO ORANGE	POSITIVO SOTTO QUADRO POWER SWITCH ON
NERO BLACK	MASSA GND
GIALLO YELLOW	KLINGE
VERDE GREEN	CAN LOW
BIANCO WHITE	CAN HIGH
GRIGIO GREY	POL4 BOOT
BLU BLUE	POL5 CNF 1
VIOLA/GRIGIO PURPLE/GREY	TENSIONE PROG. PROG. VOLTAGE
MARRONE BROWN	RESET



### GPT DIRECT CONNECTION

GPT connection is required for the first time only, after the first ECU reading it is not necessary any longer. Connect the F34NTA15 flat cable to the GPT S1 & GPT S2 pins.

PIN / Colore PIN / Color	DESCRIZIONE DESCRIPTION
	GPT_S2
	GPT_S1




## BOSCH MED17.7.3.1 XROM TC1797 GPT MERCEDES

**Warning:** on some ECU models the DIRECT CONNECTION BOOT 01 may not work.  
If an error of communication occurs it is necessary to put the unit back into the vehicle, make sure that the vehicle starts and proceed with the DIRECT CONNECTION BOOT 02.  
To proceed with the DIRECT CONNECTION BOOT 02 you must detach completely the card from the box to access the BOOT and CNF pin near the processor.  
See the manual section at pg. 7 DIRECT CONNECTION BOOT 02.

### DIRECT BOOT CONNECTION 01


Connect the GREY wire of the cable F32GN037C as shown in the picture.

COLORE FILO WIRE COLOUR	DESCRIZIONE DESCRIPTION
GRIGIO GREY	POL4 BOOT



BOSCH MED17.7.3.1 XROM TC1797 GPT MERCEDES

**DIMA BNP CONNECTION 01**




## BOSCH MED17.7.3.1 XROM TC1797 GPT MERCEDES

### DIRECT BOOT CONNECTION 02

Connect the BOOT & CNF1 pins to the GREY and BLUE wires of the cable F32GN037C as shown in the picture.

COLORE FILO WIRE COLOUR	DESCRIZIONE DESCRIPTION
GRIGIO GREY	POL4 BOOT
BLU BLUE	POL5 CNF1



BOSCH MED17.7.3.1 XROM TC1797 GPT MERCEDES

**DIMA BNP CONNECTION 02**

