

BOSCH MED17.8.10 IROM TC1728 CFMOTO


plugin 1656



BOSCH MED17.8.10 IROM TC1728 CFMOTO

To get access to the communication pads for the reading procedure you must remove part of the silicon that covers the ECU board.

After properly removing the silicon and before connecting the wirings please check that the vehicle starts fine and that there are no fault codes or warning lights on the dashboard.

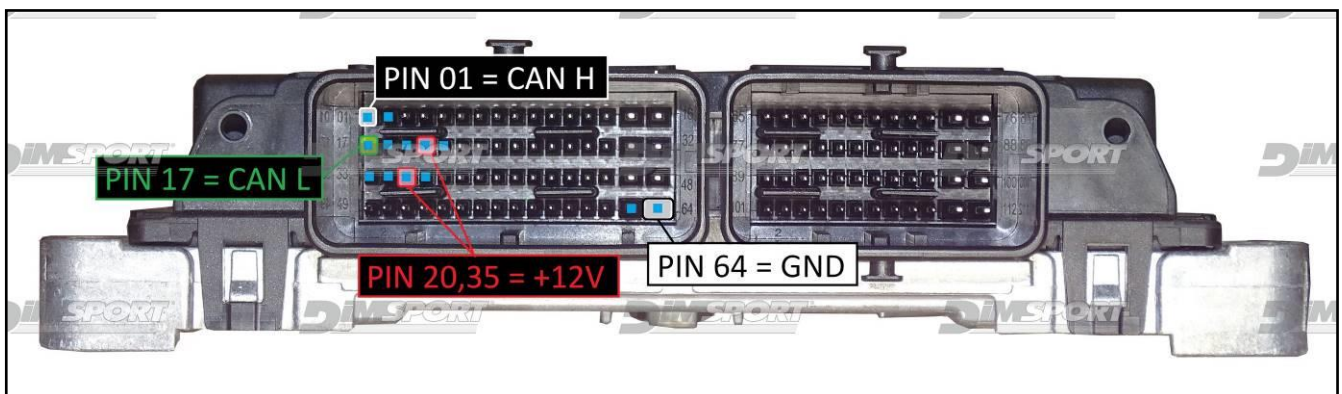



BOSCH MED17.8.10 IROM TC1728 CFMOTO

DIRECT CONNECTION

In order to connect to the ECU use the CABLE F32GN037C/D.
Make sure that the POWER led (red) on Trasdata is ON.

COLORE FILO WIRE COLOUR	DESCRIZIONE DESCRIPTION
ROSSO RED	POSITIVO DIRETTO POWER BATTERY
ARANCIO ORANGE	POSITIVO SOTTO QUADRO POWER SWITCH ON
NERO BLACK	MASSA GND
GIALLO YELLOW	KLINE
VERDE GREEN	CAN LOW
BIANCO WHITE	CAN HIGH
GRIGIO GREY	POL4 BOOT
BLU BLUE	POL5 CNF1
VIOLA/GRIGIO PURPLE/GREY	TENSIONE PROG. PROG. VOLTAGE
MARRONE BROWN	RESET



BOSCH MED17.8.10 IROM TC1728 CFMOTO

BOOT&CNF1 DIRECT CONNECTION

Connect the GREY&BLUE wires of the cable F32GN037C/D as described here below :

