


BOSCH MED7.1.1 ALFA ROMEO

plugin 030

The lay-by pins are placed in the lower part of the ECU.



BOSCH MED7.1.1 ALFA ROMEO


DIRECT CONNECTION

In order to connect to the ECU use the CABLE F32GN037C.


Make sure that the POWER led (red) on Trasdata is ON.

DO NOT USE THIS CONNECTION WITH THE DIMA

| COLORE FILO WIRE COLOUR | DESCRIZIONE DESCRIPTION |
|-----------------------------|--|
| ROSSO RED | POSITIVO DIRETTO POWER BATTERY |
| ARANCIO ORANGE | POSITIVO SOTTO QUADRO POWER SWITCH ON |
| NERO BLACK | MASSA GND |
| GIALLO YELLOW | KLINE |
| VERDE GREEN | CAN LOW |
| BIANCO WHITE | CAN HIGH |
| GRIGIO GREY | POL4 BOOT |
| BLU BLUE | POL5 CNF1 |
| VIOLA/GRIGIO PURPLE/GREY | TENSIONE PROG. PROG. VOLTAGE |
| MARRONE BROWN | RESET |



ECU CONNECTOR




To the pin K5, K67, K70 you can connect both wires red and orange, they both have 12 Volt signal.

BOSCH MED7.1.1 ALFA ROMEO

BOOT CONNECTION

Connect the GREY wire of the cable F32GN037C as described here below :

| COLORE FILO WIRE COLOUR | DESCRIZIONE DESCRIPTION |
|----------------------------|----------------------------|
| GRIGIO GREY | POL4 BOOT |



BOSCH MED7.1.1 ALFA ROMEO

METAL POSITIONING FRAME

