

BOSCH MED9.6.1 FERRARI




plugin 335



BOSCH MED9.6.1 FERRARI



DIRECT CONNECTION

Among these 14's we will use the first 10's from the left to solder the strips or guiding pin strips. **The coloured stripe of the flat cable identifies the pin number one and MUST face left (you should watch the ECU with the connector placed upwards (EPROM side)).**



BOSCH MED9.6.1 FERRARI

DIMA CONNECTION F34DM002



BOSCH MED9.6.1 FERRARI

