


BOSCH MEDV174 IROM TC1767 PSA

plugin **305**




DIRECT CONNECTION

In order to connect to the ECU use the CABLE F32GN037C.


Make sure that the POWER led (red) on Trasdata is ON.

COLORE FILO WIRE COLOUR	DESCRIZIONE DESCRIPTION
ROSSO RED	POSITIVO DIRETTO POWER BATTERY
ARANCIO ORANGE	POSITIVO SOTTO QUADRO POWER SWITCH ON
NERO BLACK	MASSA GND
GIALLO YELLOW	KLINE
VERDE GREEN	CAN LOW
BIANCO WHITE	CAN HIGH
GRIGIO GREY	POL4 BOOT
BLU BLUE	POL5 CNF1
VIOLA/GRIGIO PURPLE/GREY	TENSIONE PROG. PROG. VOLTAGE
MARRONE BROWN	RESET



BOSCH MEDV174 IROM TC1767 PSA


ECU CONNECTOR



BOOT & CNF1 CONNECTION

COLORE FILO WIRE COLOUR	DESCRIZIONE DESCRIPTION
GRIGIO GREY	POL4 BOOT
BLU BLUE	POL5 CNF1


Connect the GREY and BLUE wires of the cable F32GN037C as described here below :



BOSCH MEDV174 IROM TC1767 PSA

DIMA CONNECTION

Connect the 2 boot pin to the programming lay-by pin n. 10. Moreover it is necessary to solder a third wire that must be connected to the CNF1 clamp on the DIMA.



BOSCH MEDV174 IROM TC1767 PSA

