

## CAMPI 29F400BB LAMBORGHINI

### plugin 469

The lay-by pins are placed in the lower side of the ECU.




# CAMPI 29F400BB LAMBORGHINI

## DIRECT CONNECTION


In order to connect to the ECU use the CABLE F32GN037C/D.

Make sure that the POWER led (red) on Trasdata is ON.

COLORE FILO WIRE COLOUR		DESCRIZIONE DESCRIPTION
ROSSO RED		POSITIVO DIRETTO POWER BATTERY
ARANCIO ORANGE		POSITIVO SOTTO QUADRO POWER SWITCH ON
NERO BLACK		MASSA GND
GIALLO YELLOW		KLINE
VERDE GREEN		CAN LOW
BIANCO WHITE		CAN HIGH
GRIGIO GREY		POL4 BOOT
BLU BLUE		POL5 CNF1
VIOLA/GRIGIO PURPLE/GREY		TENSIONE PROG. PROG. VOLTAGE
MARRONE BROWN		RESET




## ECU CONNECTOR







# CAMPI 29F400BB LAMBORGHINI

## F34NTA11 ADAPTER CONNECTION




# CAMPI 29F400BB LAMBORGHINI




## CAMPI 29F400BB LAMBORGHINI

### FREE WIRING CONNECTION:

Connect the cable F34NTF53 as shown here below:



Pin	Colore Color
11	Non usato Not used
12	Non usato Not used
13	Non usato Not used
14	Non usato Not used
15	Non usato Not used
16	Blu Blue
17	Viola Violet
18	Non usato Not used
19	Bianco White
20	Nero Black
21	Marrone Brown
22	Rosso Red
23	Non usato Not used
24	Non usato Not used
25	Non usato Not used
26	Non usato Not used



# CAMPI 29F400BB LAMBORGHINI

