


CONTINENTAL 5WY8 MPC5554 FORD

plugin 910



CONTINENTAL 5WY8 MPC5554 FORD



CONTINENTAL 5WY8 MPC5554 FORD




# CONTINENTAL 5WY8 MPC5554 FORD

## DIRECT CONNECTION

In order to connect to the ECU use the CABLE F32GN037C.  
Make sure that the POWER led (red) on Trasdata is ON.

COLORE FILO WIRE COLOUR	DESCRIZIONE DESCRIPTION
ROSSO RED	POSITIVO DIRETTO POWER BATTERY
ARANCIO ORANGE	POSITIVO SOTTO QUADRO POWER SWITCH ON
NERO BLACK	MASSA GND
GIALLO YELLOW	KLINE
VERDE GREEN	CAN LOW
BIANCO WHITE	CAN HIGH
GRIGIO GREY	POL4 BOOT
BLU BLUE	POL5 CNF1
VIOLA/GRIGIO PURPLE/GREY	TENSIONE PROG. PROG. VOLTAGE
MARRONE BROWN	RESET




## ECU CONNECTOR



# CONTINENTAL 5WY8 MPC5554 FORD

## J-TAG LOOSE WIRES CONNECTION

Connect the F34NTF53 wiring as explained here below:



Pin	Colore Colour
11	Non usato Not used
12	Non usato Not used
13	Non usato Not used
14	Non usato Not used
15	Verde / Green
16	Blu Blue
17	Viola Violet
18	Grigio Grey
19	Bianco White
20	Nero Black
21	Non usato Not used
22	Rosso Red
23	Non usato Not used
24	Giallo Yellow
25	Non usato Not used
26	Non usato Not used

Please avoid short circuits while soldering the wires 15-16-17-18-19-20-22-24 on the pads.

