


CONTINENTAL EMS3120 IROM TC1738 NISSAN RENAULT

plugin 1363



CONTINENTAL EMS3120 IROM TC1738 NISSAN RENAULT





CONTINENTAL EMS3120 IROM TC1738 NISSAN RENAULT

**ECU CONNECTOR**

In order to connect to the ECU use the cable F32GN037C.  
 Make sure that the POWER led (red) on Trasdata is ON.

COLORE FILO WIRE COLOUR	DESCRIZIONE DESCRIPTION
ROSSO RED	POSITIVO DIRETTO POWER BATTERY
ARANCIO ORANGE	POSITIVO SOTTO QUADRO POWER SWITCH ON
NERO BLACK	MASSA GND
GIALLO YELLOW	KLINE
VERDE GREEN	CAN LOW
BIANCO WHITE	ICAN HIGH
GRIGIO GREY	POL4 BOOT
BLU BLUE	POL5 CNF1
VIOLO/GRIGIO PURPLE/GREY	TENSIONE PROG. PROG. VOLTAGE
MARRONE BROWN	RESET



**WARNING:** due to the relevant power absorbed by the ECU at the beginning of the communication we suggest to feed the ECU with an external power supply or a car battery. Connect the power cable F32GN003 to the Trasdata and then to the power source.  
 The ECU must be powered through the Trasdata using the F32GN0037C cable

CONTINENTAL EMS3120 IROM TC1738 NISSAN RENAULT

## BOOT & CNF1 CONNECTION

Connect the GREY and BLUE wires of the cable F32GN037C as described here below:

COLORE FILO WIRE COLOUR	DESCRIZIONE DESCRIPTION
GRIGIO GREY	POL4 BOOT
BLU BLUE	POL5 CNF1

