



CONTINENTAL GPEC4LM BAM FCA


plugin 1557



CONTINENTAL GPEC4LM BAM FCA



CONTINENTAL GPEC4LM BAM FCA




CONTINENTAL GPEC4LM BAM FCA


DIRECT CONNECTION

In order to connect to the ECU use the cable F32GN037C/D.
Make sure that the POWER led (red) on Trasdata is ON

| COLORE FILO WIRE COLOUR | DESCRIZIONE DESCRIPTION |
|-----------------------------|--|
| ROSSO RED | POSITIVO DIRETTO POWER BATTERY |
| ARANCIO ORANGE | POSITIVO SOTTO QUADRO POWER SWITCH ON |
| NERO BLACK | MASSA GND |
| GIALLO YELLOW | KLINE |
| VERDE GREEN | CAN LOW |
| BIANCO WHITE | CAN HIGH |
| GRIGIO GREY | POL4 BOOT |
| BLU BLUE | POL5 CNF 1 |
| VIOLA/GRIGIO PURPLE/GREY | TENSIONE PROG. PROG. VOLTAGE |
| MARRONE BROWN | RESET |



ECU CONNECTOR



CONTINENTAL GPEC4LM BAM FCA

DIRECT CONNECTION CNF1

Connect the BLUE wire of the cable F32GN037C/D as described here below:

| COLORE FILO WIRE COLOUR | DESCRIZIONE DESCRIPTION |
|----------------------------|----------------------------|
| BLU BLUE | CNF1 |

