




CONTINENTAL SDI9 IROM TC1797 SSM PORSCHE




## CONTINENTAL SDI9 IROM TC1797 SSM PORSCHE

### DIRECT CONNECTION

In order to connect to the ECU use the cable F32GN037C/D.  
 Make sure that the POWER led (red) on Trasdata is ON.

COLORE FILO WIRE COULOR	DESCRIZIONE DESCRIPTION
ROSSO RED	POSITIVO DIRETTO POWER BATTERY
ARANCIO ORANGE	POSITIVO SOTTO QUADRO POWER SWITCH ON
NERO BLACK	MASSA GND
GIALLO YELLOW	KLINE
VERDE GREEN	CAN LOW
BIANCO WHYTE	ICAN HIGH
GRIGIO GREY	POL4 BOOT
BLU BLUE	POL5 CNF1
VIOLA/GRIGIO PURPLE/GREY	TENSIONE PROG. PROG. VOLTAGE
MARRONE GREY	RESET




Due to the relevant power absorbed by the ECU at the beginning of the communication it is necessary to feed the ECU with an external power supply or a car battery. Connect the power cable F32GN003 to the Trasdata and then to the power source.  
 The ECU must be powered through the Trasdata using the F32GN037C/D cable.



# CONTINENTAL SDI9 IROM TC1797 SSM PORSCHE

## ECU CONNECTOR



## BOOT & CNF1 DIRECT CONNECTION

Connect the GREY and BLUE wires of the cable F32GN037C/D as shown in the picture.

COLORE FILO WIRE COLOUR	DESCRIZIONE DESCRIPTION
GRIGIO GREY	POL4 BOOT
BLU BLUE	POL5 CNF1

