


CONTINENTAL SIM2K 250 IROM TC1782 HYUNDAI KIA

plugin **1106**




CONTINENTAL SIM2K 250 IROM TC1782 HYUNDAI KIA

ECU TYPE 1
1 processor



CONTINENTAL SIM2K 250 IROM TC1782 HYUNDAI KIA

ECU TYPE 2
2 processors





CONTINENTAL SIM2K 250 IROM TC1782 HYUNDAI KIA

CONNECTOR ECU TYPE 1&2

In order to connect to the ECU use the cable F32GN037C.
 Make sure that the POWER led (red) on Trasdata is ON.

COLORE FILO WIRE COLOUR	DESCRIZIONE DESCRIPTION
ROSSO RED	POSITIVO DIRETTO POWER BATTERY
ARANCIO ORANGE	POSITIVO SOTTO QUADRO POWER SWITCH ON
NERO BLACK	MASSA GND
GIALLO YELLOW	KLINE
VERDE GREEN	CAN LOW
BIANCO WHITE	CAN HIGH
GRIGIO GREY	POL4 BOOT
BLU BLUE	POL5 CNF1
VIOLA/GRIGIO PURPLE/GREY	TENSIONE PROG. PROG. VOLTAGE
MARRONE BROWN	RESET




CONTINENTAL SIM2K 250 IROM TC1782 HYUNDAI KIA

DIRECT BOOT/CNF1/RESET CONNECTION ECU TYPE 1

Connect the GREY, BLUE & BROWN wires of the cable F32GN037C as described here below:

COLORE FILO WIRE COLOUR	DESCRIZIONE DESCRIPTION
GRIGIO GREY	BOOT
BLU BLUE	CNF1
MARRONE BROWN	RESET

Warning: in order to read&write properly the ECU it is necessary to perform a LINK, remove it before placing back the ECU into the vehicle.



CONTINENTAL SIM2K 250 IROM TC1782 HYUNDAI KIA

DIRECT BOOT/CNF1/RESET CONNECTION ECU TYPE 2

Connect the GREY, BLUE & BROWN wires of the cable F32GN037C as described here below:

COLORE FILO WIRE COLOUR	DESCRIZIONE DESCRIPTION
GRIGIO GREY	BOOT
BLU BLUE	CNF1
MARRONE BROWN	RESET

Warning: in order to read&write properly the ECU it is necessary to perform a LINK, remove it before placing back the ECU into the vehicle.

