


CONTINENTAL SIM2K 251 IROM TC1782 HYUNDAI KIA

plugin 1346



CONTINENTAL SIM2K 251 IROM TC1782 HYUNDAI KIA





CONTINENTAL SIM2K 251 IROM TC1782 HYUNDAI KIA

DIRECT CONNECTION

In order to connect to the ECU use the CABLE F32GN037C.
 Make sure that the POWER led (red) on Trasdata is ON.

COLORE FILO WIRE COLOUR	DESCRIZIONE DESCRIPTION
ROSSO RED	POSITIVO DIRETTO POWER BATTERY
ARANCIO ORANGE	POSITIVO SOTTO QUADRO POWER SWITCH ON
NERO BLACK	MASSA GND
GIALLO YELLOW	KLINE
VERDE GREEN	CAN LOW
BIANCO WHITE	CAN HIGH
GRIGIO GREY	POL4 BOOT
BLU BLUE	POL5 CNF1
VIOLA/GRIGIO PURPLE/GREY	TENSIONE PROG. PROG. VOLTAGE
MARRONE BROWN	RESET



CONTINENTAL SIM2K 251 IROM TC1782 HYUNDAI KIA

BOOT/CNF1/RESET CONNECTION

Connect the GREY , BLUE and BROWN wires of the cable F32GN037C as shown in the picture:

COLORE FILO WIRE COLOUR	DESCRIZIONE DESCRIPTION
GRIGIO GREY	BOOT
BLU BLUE	CNF1
MARRONE BROWN	RESET

WARNING: In order to read&write properly the ECU it is necessary to perform a LINK, remove it before placing back the ECU into the vehicle.

