


SIM2K CONTINENTAL HYUNDAI

PLUGIN 194,202

The lay by pins are placed in the lower right side of the ECU





SIM2K CONTINENTAL HYUNDAI

ECU CONNECTOR




In order to connect to the ECU use the CABLE F32GN037C.
Make sure that the POWER led (red) on Trasdata is ON. For the DIMA KIT use the same connections.

COLORE FILO WIRE COLOUR	DESCRIZIONE DESCRIPTION
ROSSO RED	POSITIVO DIRETTO POWER BATTERY
ARANCIO ORANGE	POSITIVO SOTTO QUADRO POWER SWITCH ON
NERO BLACK	MASSA GND
GIALLO YELLOW	KLINE
VERDE GREEN	CAN LOW
BIANCO WHITE	CAN HIGH
GRIGIO GREY	POL4 BOOT
BLU BLUE	POL5 CNF1
VIOLA/GRIGIO PURPLE/GREY	TENSIONE PROG. PROG. VOLTAGE
MARRONE BROWN	RESET



SIM2K CONTINENTAL HYUNDAI

DIRECT CONNCTION with the **SIEMENS F34NTA06** adapter



SIM2K CONTINENTAL HYUNDAI

DIMA CONNECTION with the F34DM003+F34DM004 adapters

