


SIEMENS SIMK31 CHERY

plugin 576



SIEMENS SIMK31 CHERY




## SIEMENS SIMK31 CHERY


### DIRECT CONNECTION

In order to connect to the ECU use the CABLE F32GN037C.  
Make sure that the POWER led (red) on Trasdata is ON

COLORE FILO WIRE COLOUR	DESCRIZIONE DESCRIPTION
ROSSO RED	POSITIVO DIRETTO POWER BATTERY
ARANCIO ORANGE	POSITIVO SOTTO QUADRO POWER SWITCH ON
NERO BLACK	MASSA GND
GIALLO YELLOW	KLINE
VERDE GREEN	CAN LOW
BIANCO WHITE	CAN HIGH
GRIGIO GREY	POL4 BOOT
BLU BLUE	POL5 CNF1
VIOLA/GRIGIO PURPLE/GREY	TENSIONE PROG. PROG. VOLTAGE
MARRONE BROWN	RESET



### ECU CONNECTOR



To pin 21,22,44,63 it is possible to connect RED and ORANGE wires, they both are 12V

## SIEMENS SIMK31 CHERY

### POL4 CONNECTION

Connect the GREY wire of the F32GN037C wiring as shown here below:

COLORE FILO WIRE COULOR	DESCRIZIONE DESCRIPTION
GRIGIO GREY	POL4 BOOT

