


SIEMENS SIMK43 5WY44 HYUNDAI

plugin **353, 354**

This ECU is equipped with 2 Microprocessors and 2 Flash Eprom. We have created 2 different plugin because in this way it is not possible to exchange the DIM files for the full writing. With the ECU connector faced bottom we define the RIGHT Flash as "R", instead the LEFT Flash will be "L". The engine maps are placed in the left Flash "L".




SIEMENS SIMK43 5WY44 HYUNDAI


DIRECT CONNECTION

In order to connect to the ECU use the CABLE F32GN037C.
Make sure that the POWER led (red) on Trasdata is ON.

COLORE FILO WIRE COLOUR	DESCRIZIONE DESCRIPTION
■ ROSSO RED	POSITIVO DIRETTO POWER BATTERY
■ ARANCIO ORANGE	POSITIVO SOTTO QUADRO POWER SWITCH ON
■ NERO BLACK	MASSA GND
■ GIALLO YELLOW	KLINE
■ VERDE GREEN	CAN LOW
■ BIANCO WHITE	CAN HIGH
■ GRIGIO GREY	POL4 BOOT
■ BLU BLUE	POL5 CNF1
■ VIOLA/GRIGIO PURPLE/GREY	TENSIONE PROG. PROG. VOLTAGE
■ MARRONE BROWN	RESET



LEFT FLASH "L" ECU CONNECTOR




SIEMENS SIMK43 5WY44 HYUNDAI

POL4 CONNECTION

Connect the GREY wire of the cable F32GN037C as described here below :

COLORE FILO WIRE COULOR	DESCRIZIONE DESCRIPTION
GRIGIO GREY	POL4 BOOT



SIEMENS SIMK43 5WY44 HYUNDAI

RIGHT FLASH "R" ECU CONNECTOR



POL4 CONNECTION

Connect the GREY wire of the cable F32GN037C as described here below :

COLORE FILO WIRE COULOR	DESCRIZIONE DESCRIPTION
GRIGIO GREY	POL4 BOOT

