

SIEMENS SIM266 MEB

plugin 175

The lay-by pins are located in the lower part of the ECU.
On this ECU it is possible ONLY the DIRECT LOOSE WIRINGS CONNECTION.





SIEMENS SIM266 MEB

DIRECT CONNECTION

In order to connect to the ECU use the CABLE F32GN037C.
Make sure that the POWER led (red) on Trasdata is ON.


COLORE FILO WIRE COLOUR	DESCRIZIONE DESCRIPTION
ROSSO RED	POSITIVO DIRETTO POWER BATTERY
ARANCIO ORANGE	POSITIVO SOTTO QUADRO POWER SWITCH ON
NERO BLACK	MASSA GND
GIALLO YELLOW	KLINE
VERDE GREEN	CAN LOW
BIANCO WHITE	CAN HIGH
GRIGIO GREY	POL4 BOOT
BLU BLUE	POL5 CNF1
VIOLA/GRIGIO PURPLE/GREY	TENSIONE PROG. PROG. VOLTAGE
MARRONE BROWN	RESET




SIEMENS SIM266 MEB

DIRECT LOOSE WIRINGS CONNECTION

Connect the wire F34NTF51 as shown in the following pictures:



Pin	Colore Colour
1	Marrone Brown
2	Non usato Not used
3	Non usato Not used
4	Non usato Not used
5	Verde Green
6	Blu Blue
7	Viola Violet
8	Grigio Grey
9	Non usato Not used
10	Non usato Not used



SIEMENS SIM266 MEB

