





## SIM 266 S29CD032J MEB

### ECU CONNECTOR

In order to connect to the ECU use the CABLE F32GN037C.  
Make sure that the POWER led (red) on Trasdata is ON.


| COLORE FILO<br>WIRE COLOUR  | DESCRIZIONE<br>DESCRIPTION               |
|-----------------------------|--|
| ROSSO<br>RED                | POSITIVO DIRETTO<br>POWER BATTERY        |
| ARANCIO<br>ORANGE           | POSITIVO SOTTO QUADRO<br>POWER SWITCH ON |
| NERO<br>BLACK               | MASSA<br>GND                             |
| GIALLO<br>YELLOW            | KLINE                                    |
| VERDE<br>GREEN              | CAN LOW                                  |
| BIANCO<br>WHITE             | CAN HIGH                                 |
| GRIGIO<br>GREY              | POL4<br>BOOT                             |
| BLU<br>BLUE                 | POL5<br>CNF1                             |
| VIOLA/GRIGIO<br>PURPLE/GREY | TENSIONE PROG.<br>PROG. VOLTAGE          |
| MARRONE<br>BROWN            | RESET                                    |




## SIM 266 S29CD032J MEB

### LOOSE WIRES BDM CONNECTION

Connect the wire F34NTF51 as shown here below :



| Pin | Colore<br>Colour      |
|-----|-----------------------|
| 1   | Marrone<br>Brown      |
| 2   | Non usato<br>Not used |
| 3   | Non usato<br>Not used |
| 4   | Non usato<br>Not used |
| 5   | Verde<br>Green        |
| 6   | Non usato<br>Not used |
| 7   | Viola<br>Violet       |
| 8   | Grigio<br>Grey        |
| 9   | Non usato<br>Not used |
| 10  | Non usato<br>Not used |



SIM 266 S29CD032J MEB

