


DELPHI CRD 3.50 TC1797 IROM MEB

plugin 809 DELPHI CRD 3.50 TC1797 IROM MEB



DELPHI CRD 3.50 TC1797 IROM MEB



DELPHI CRD 3.50 TC1797 IROM MEB





DELPHI CRD 3.50 TC1797 IROM MEB

DIRECT CONNECTION

In order to connect to the ECU use the cable F32GN037C.
 Make sure that the POWER led (red) on Trasdata is ON.

COLORE FILO WIRE COLOUR	DESCRIZIONE DESCRIPTION
ROSSO RED	POSITIVO DIRETTO POWER BATTERY
ARANCIO ORANGE	POSITIVO SOTTO QUADRO POWER SWITCH ON
NERO BLACK	MASSA GND
GIALLO YELLOW	KLINE
VERDE GREEN	CAN LOW
BIANCO WHITE	CAN HIGH
GRIGIO GREY	POL4 BOOT
BLU BLUE	POL5 CNF1
VIOLA/GRIGIO PURPLE/GREY	TENSIONE PROG. PROG. VOLTAGE
MARRONE BROWN	RESET





DELPHI CRD 3.50 TC1797 IROM MEB

BOOT & CNF1 CONNECTION

Connect the BLUE and GREY wires of the cable F32GN037C as shown here below:

COLORE FILO WIRE COLOUR	DESCRIZIONE DESCRIPTION
GRIGIO GREY	POL4 BOOT
BLU BLUE	POL5 CNF1



WARNING

If instead of the 14-pin component, used for CNF1 signal, it is present a 8 pins component, the CNF1 connection must NOT be carried out, it is necessary the BOOT connections ONLY.

