


DELPHI DCM3.4 SH705X PSA

Plugin 257: DELPHI DCM3.4 SH7058 PSA

Plugin 362: DELPHI DCM3.4 SH7059 PSA

The lay-by pins are placed in the lower part of the ECU.




DELPHI DCM3.4 SH705X PSA

DIRECT CONNECTION

In order to connect to the ECU use the CABLE F32GN037C.
Make sure that the POWER led (red) on Trasdata is ON.

COLORE FILO WIRE COLOUR	DESCRIZIONE DESCRIPTION
ROSSO RED	POSITIVO DIRETTO POWER BATTERY
ARANCIO ORANGE	POSITIVO SOTTO QUADRO POWER SWITCH ON
NERO BLACK	MASSA GND
GIALLO YELLOW	KLINE
VERDE GREEN	CAN LOW
BIANCO WHITE	CAN HIGH
GRIGIO GREY	POL4 BOOT
BLU BLUE	POL5 CNF1
VIOLA/GRIGIO PURPLE/GREY	TENSIONE PROG. PROG. VOLTAGE
MARRONE BROWN	RESET



ECU CONNECTOR





WARNING :

on this ECU you must use two different flat cables: one is for the READING procedure and one is for the WRITING procedure.

DELPHI DCM3.4 SH705X PSA


DIRECT CONNECTION – ECU READING:

For the READING procedure use the FLAT cable F34NTF53

Pin	Colore Colour
11	Non usato Not used
12	Non usato Not used
13	Non usato Not used
14	Non usato Not used
15	Non usato Not used
16	Blu Blue
17	Viola Violet
18	Grigio Grey
19	Bianco White
20	Nero Black
21	Marrone Brown
22	Rosso Red
23	Arancio Orange
24	Giallo Yellow
25	Verde Green
26	Non usato Not used


DELPHI DCM3.4 SH705X PSA



DELPHI DCM3.4 SH705X PSA

DIRECT CONNECTION – ECU WRITING:

For the WRITING procedure use the FLAT cable F34NTF51



Pin	Colore Colour
1	Marrone Brown
2	Non usato Not used
3	Non usato Not used
4	Giallo Yellow
5	Verde Green
6	Blu Blue
7	Viola Violet
8	Grigio Grey
9	Bianco White
10	Nero Black



DELPHI DCM3.4 SH705X PSA

