



DELPHI DCM3.7AP MPC5566 GM

plugin 605



DELPHI DCM3.7AP MPC5566 GM




DELPHI DCM3.7AP MPC5566 GM

DIRECT CONNECTION


In order to connect to the ECU use the CABLE F32GN037C/D.

Make sure that the POWER led (red) on Trasdata is ON.

COLORE FILO WIRE COLOUR		DESCRIZIONE DESCRIPTION
ROSSO RED		POSITIVO DIRETTO POWER BATTERY
ARANCIO ORANGE		POSITIVO SOTTO QUADRO POWER SWITCH ON
NERO BLACK		MASSA GND
GIALLO YELLOW		KLINE
VERDE GREEN		CAN LOW
BIANCO WHITE		CAN HIGH
GRIGIO GREY		POL4 BOOT
BLU BLUE		POL5 CNF1
VIOLA/GRIGIO PURPLE/GREY		TENSIONE PROG. PROG. VOLTAGE
MARRONE BROWN		RESET





ECU CONNECTOR



DELPHI DCM3.7AP MPC5566 GM

J-TAG LOOSE WIRING CONNECTION

Connect the F34NTF53 wiring as explained here below:



Pin	Colore Colour
11	Non usato Not used
12	Non usato Not used
13	Non usato Not used
14	Non usato Not used
15	GND
16	Blu Blue
17	Viola Violet
18	Grigio Grey
19	Bianco White
20	Nero Black
21	Marrone Brown
22	Rosso Red
23	Non usato Not used
24	Giallo Yellow
25	Non usato Not used
26	Non usato Not used

Please avoid short circuits while soldering the wires on the pads

DELPHI DCM3.7AP MPC5566 GM

