


DELPHI MPC555

plugin 15,20,22




PIN 1 = GND

DELPHI MPC555

ECU CONNECTOR


In order to connect to the ECU use the cable F32GN037C.
Make sure that the POWER led (red) on Trasdata is ON.
For the DIMA KIT use the same type of connection.

COLORE FILO WIRE COLOUR	DESCRIZIONE DESCRIPTION
ROSSO RED	POSITIVO DIRETTO POWER BATTERY
ARANCIO ORANGE	POSITIVO SOTTO QUADRO POWER SWITCH ON
NERO BLACK	MASSA GND
GIALLO YELLOW	KLINE
VERDE GREEN	CAN LOW
BIANCO WHITE	CAN HIGH
GRIGIO GREY	POL4 BOOT
BLU BLUE	POL5 CNF1
VIOLA/GRIGIO PURPLE/GREY	TENSIONE PROG. PROG. VOLTAGE
MARRONE BROWN	RESET



DELPHI MPC555

DIRECT CONNECTION with F34NTA03 DELPHI



DELPHI MPC555

DIMA CONNECTION

Use the F34DM001 DIMA adapter as shown in the following pictures

