


DELPHI MPC555 AM29LV400BB

plugin 233



DELPHI MPC555 AM29LV400BB


ECU CONNECTOR

In order to connect to the ECU use the cable F32GN037C.

Make sure that the POWER led (red) on Trasdata is ON.


For the DIMA KIT use the same type of connection.

COLORE FILO WIRE COLOUR		DESCRIZIONE DESCRIPTION
ROSSO RED		POSITIVO DIRETTO POWER BATTERY
ARANCIO ORANGE		POSITIVO SOTTO QUADRO POWER SWITCH ON
NERO BLACK		MASSA GND
GIALLO YELLOW		KLINE
VERDE GREEN		CAN LOW
BIANCO WHITE		CAN HIGH
GRIGIO GREY		POL4 BOOT
BLU BLUE		POL5 CNF1
VIOLA/GRIGIO PURPLE/GREY		TENSIONE PROG. PROG. VOLTAGE
MARRONE BROWN		RESET



DELPHI MPC555 AM29LV400BB

DIRECT CONNECTION with F34NTA03 DELPHI



DELPHI MPC555 AM29LV400BB

METAL POSITIONING CONNECTION

Use the F34DM001 metal positioning adapter as shown in the following pictures

