


DELPHI MT60 IROM TC1766 DAEWOO

plugin 819



DELPHI MT60 IROM TC1766 DAEWOO




DELPHI MT60 IROM TC1766 DAEWOO


DIRECT CONNECTION

In order to connect to the ECU use the CABLE F32GN037C.
Make sure that the POWER led (red) on Trasdata is ON.

COLORE FILO WIRE COLOUR	DESCRIZIONE DESCRIPTION
ROSSO RED	POSITIVO DIRETTO POWER BATTERY
ARANCIO ORANGE	POSITIVO SOTTO QUADRO POWER SWITCH ON
NERO BLACK	MASSA GND
GIALLO YELLOW	KLINE
VERDE GREEN	CAN LOW
BIANCO WHITE	CAN HIGH
GRIGIO GREY	POL4 BOOT
BLU BLUE	POL5 CNF1
VIOLA/GRIGIO PURPLE/GREY	TENSIONE PROG. PROG. VOLTAGE
MARRONE BROWN	RESET




ECU CONNECTOR



DELPHI MT60 IROM TC1766 DAEWOO

BOOT/CNF1 CONNECTION

Warning: for a correct communication it is necessary to lift (desolder and lift a little bit) the Microprocessor pin shown in the following picture. Resolder the pin before setting the ECU into the vehicle.



DELPHI MT60 IROM TC1766 DAEWOO

Connect the GREY and BLUE wires of the cable F32GN037C as described here below

COLORE FILO WIRE COLOUR	DESCRIZIONE DESCRIPTION
GRIGIO GREY	POL4 BOOT
BLU BLUE	POL5 CNF1

