


DELPHI MT80 IROM TC1766 GEELY

plugin 684



DELPHI MT80 IROM TC1766 GEELY




# DELPHI MT80 IROM TC1766 GEELY


## DIRECT CONNECTION

In order to connect to the ECU use the CABLE F32GN037C/D.  
Make sure that the POWER led (red) on Trasdata is ON.

COLORE FILO WIRE COLOUR	DESCRIZIONE DESCRIPTION
ROSSO RED	POSITIVO DIRETTO POWER BATTERY
ARANCIO ORANGE	POSITIVO SOTTO QUADRO POWER SWITCH ON
NERO BLACK	MASSA GND
GIALLO YELLOW	KLINE
VERDE GREEN	CAN LOW
BIANCO WHYTE	CAN HIGH
GRIGIO GREY	POL4 BOOT
BLU BLUE	POL5 CNF1
VIOLA/GRIGIO PURPLE/GREY	TENSIONE PROG. PROG. VOLTAGE
MARRONE GREY	RESET



## ECU CONNECTOR



# DELPHI MT80 IROM TC1766 GEELY

## BOOT/CNF1 CONNECTION

**WARNING:** in order to read&write properly the ECU it is necessary to perform a LINK, remove it before placing back the ECU into the vehicle.

Connect the GREY and BLUE wires of the cable F32GN037C/D as described here below

COLORE FILO WIRE COLOUR	DESCRIZIONE DESCRIPTION
GRIGIO GREY	POL4 BOOT
BLU BLUE	POL5 CNF1

