


DENSO NEC76F0038GD 175822-737 TOYOTA

plugin 777

**WARNING :** for a correct identification of the ECU it is necessary to open the ECU and always check that the ECU numbers printed on the motherboard are the same as the numbers declared on the manual. Do not trust the numbers on the ECU cover.



## DENSO NEC76F0038GD 175822-737 TOYOTA


### DIRECT CONNECTION

For the connection use the cable F32GN037C connected to the ECU.


Make sure that the POWER led (red) on Trasdata is ON.

These connections are required for all the connection approaches: loose wires, soldering adapter, DIMA adapter.

COLORE FILO WIRE COLOUR		DESCRIZIONE DESCRIPTION
ROSSO RED		POSITIVO DIRETTO POWER BATTERY
ARANCIO ORANGE		POSITIVO SOTTO QUADRO POWER SWITCH ON
NERO BLACK		MASSA GND
GIALLO YELLOW		KLINE
VERDE GREEN		CAN LOW
BIANCO WHITE		CAN HIGH
GRIGIO GREY		POL4 BOOT
BLU BLUE		POL5 CNF1
VIOLA/GRIGIO PURPLE/GREY		TENSIONE PROG. PROG. VOLTAGE
MARRONE BROWN		RESET





### ECU CONNECTOR



DENSO NEC76F0038GD 175822-737 TOYOTA

**LOOSE WIRES CONNECTION:**

For the READING and WRITING procedure use the FLAT cable F34NTF53

Pin	Colore Colour
11	Non usato Not used
12	Non usato Not used
13	Non usato Not used
14	Non usato Not used
15	Verde Green
16	Blu Blue
17	Viola Violet
18	Grigio Grey
19	Bianco White
20	Nero Black
21	Marrone Brown
22	Rosso Red
23	Arancio Orange
24	Giallo Yellow
25	Verde Green
26	Non usato Not used

DENSO NEC76F0038GD 175822-737 TOYOTA

**WARNING:** for a correct reading and writing operation it is necessary to perform a LINK between the pads displayed in the picture here below. Remove the LINK before placing back the ECU into the car.



DENSO NEC76F0038GD 175822-737 TOYOTA

**F34NTA16 Soldering adapter connection or  
F34DM023 DIMA adapter connection.**

In both cases, for a correct connection, it is necessary to identify the pin 1 for the reading&writing procedures and the pin 18 to enable the Microprocessor communication.




DENSO NEC76F0038GD 175822-737 TOYOTA

### F34NTA16 Soldering adapter connection




By using the grey wire supplied with the adapter connect the pad 18 (see pg.5) to the specific connector on the adapter itself.  
The following picture of the F34NTA16 adapter connection is merely indicative.



DENSO NEC76F0038GD 175822-737 TOYOTA

### F34DM023 DIMA adapter connection



By using a wire connect the pad 18 (see pg.5) to the specific orange clamp ENA present on the F34DM023 DIMA adapter.  
The following picture of the F34DM023 DIMA adapter connection is merely indicative.

