


DENSO NEC76F0039GD 275036 6941 TOYOTA

Plugin 812 / 1585

WARNING : for a correct identification of the ECU it is necessary to open the ECU and always check that the ECU numbers printed on the motherboard are the same as the numbers declared on the manual. Do not trust the numbers on the ECU cover.



DENSO NEC76F0039GD 275036 6941 TOYOTA


DIRECT CONNECTION

For the connection use the cable F32GN037C/D connected to the ECU.

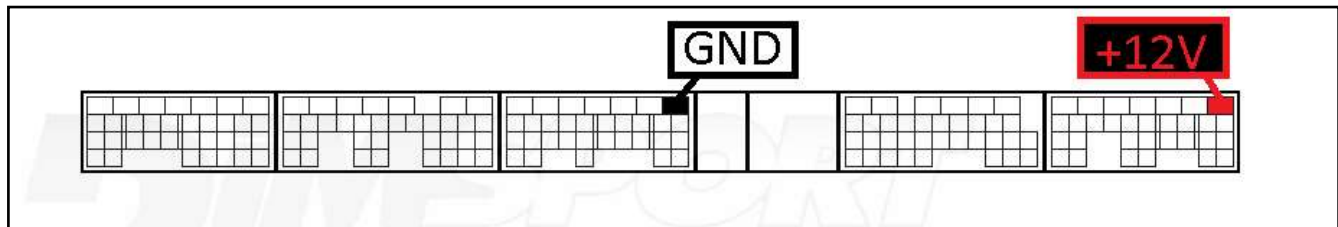
Make sure that the POWER led (red) on Trasdata is ON.

These connections are required for all the connection approaches: loose wires, soldering adapter, DIMA adapter.

COLORE FILO WIRE COLOUR	DESCRIZIONE DESCRIPTION
ROSSO RED	POSITIVO DIRETTO POWER BATTERY
ARANCIO ORANGE	POSITIVO SOTTO QUADRO POWER SWITCH ON
NERO BLACK	MASSA GND
GIALLO YELLOW	KLINE
VERDE GREEN	CAN LOW
BIANCO WHITE	CAN HIGH
GRIGIO GREY	POL4 BOOT
BLU BLUE	POL5 CNF1
VIOLA/GRIGIO PURPLE/GREY	TENSIONE PROG. PROG. VOLTAGE
MARRONE BROWN	RESET




ECU CONNECTOR




CONNESSIONE A FILI LIBERI:

Per effettuare la lettura e scrittura è necessario utilizzare il FLAT F34NTF53




Pin	Colore Colour
11	Non usato Not used
12	Non usato Not used
13	Non usato Not used
14	Non usato Not used
15	Verde Green
16	Blu Blue
17	Viola Violet
18	Grigio Grey
19	Bianco White
20	Nero Black
21	Marrone Brown
22	Rosso Red
23	Arancio Orange
24	Giallo Yellow
25	Verde Green
26	Non usato Not used



DENSO NEC76F0039GD 275036 6941 TOYOTA


ATTENZIONE: per effettuare sia la lettura sia la scrittura è necessario fare il ponticello LINK come da immagine seguente. Rimuove il ponticello prima di reinstallare la ECU in vettura.



DENSO NEC76F0039GD 275036 6941 TOYOTA


**F34NTA16 Soldering adapter connection or
F34DM023 DIMA adapter connection.**

In both cases, for a correct connection, it is necessary to identify the pin 1 for the reading&writing procedures and the pin 18 to enable the Microprocessor communication.




DENSO NEC76F0039GD 275036 6941 TOYOTA

F34NTA16 Soldering adapter connection




By using the grey wire supplied with the adapter connect the pad 18 (see pg.5) to the specific connector on the adapter itself.
The following picture of the F34NTA16 adapter connection is merely indicative.



DENSO NEC76F0039GD 275036 6941 TOYOTA

F34DM023 DIMA adapter connection



By using a wire connect the pad 18 (see pg.5) to the specific orange clamp ENA present on the F34DM023 DIMA adapter.
The following picture of the F34DM023 DIMA adapter connection is merely indicative.

