

DENSO SH7058 SH7054 23P-8591A-XX YAMAHA

plugin 906/907

Warning: the ECU is equipped with two Microprocessors

Micro 01 plugin 906 SH7058 is for the engine maps

Micro 02 plugin 907 SH7054 is for the throttle management



DENSO SH7058 SH7054 23P-8591A-XX YAMAHA


DIRECT CONNECTION – READING MICRO 01 SH7058

In order to connect to the ECU use the CABLE F32GN037C/D.


Make sure that the POWER led (red) on Trasdata is ON

USE this connection for the ECU READING ONLY

COLORE FILO WIRE COLOUR	DESCRIZIONE DESCRIPTION
ROSSO RED	POSITIVO DIRETTO POWER BATTERY
ARANCIO ORANGE	POSITIVO SOTTO QUADRO POWER SWITCH ON
NERO BLACK	MASSA GND
GIALLO YELLOW	KLINE
VERDE GREEN	CAN LOW
BIANCO WHITE	CAN HIGH
GRIGIO GREY	POL4 BOOT
BLU BLUE	POL5 CNF1
VIOLA/GRIGIO PURPLE/GREY	TENSIONE PROG. PROG. VOLTAGE
MARRONE BROWN	RESET



ECU CONNECTOR



WARNING :

on this ECU you must use two different flat cables: one is for the READING procedure and one is for the WRITING procedure.

DIRECT CONNECTION – ECU READING MICRO 01 SH7058

For the READING procedure use the FLAT cable F34NTF53



Pin	Colore Colour
11	Non usato Not used
12	Non usato Not used
13	Non usato Not used
14	Non usato Not used
15	Non usato Not used
16	Non usato Not used
17	Non usato Not used
18	Grigio Grey
19	Bianco White
20	Nero Black
21	Marrone Brown
22	Rosso Red
23	Arancio Orange
24	Giallo Yellow
25	Verde Green
26	Non usato Not used





DENSO SH7058 SH7054 23P-8591A-XX YAMAHA

To get access to the communication pads for the reading procedure you must remove part of the silicon that covers the ECU board. After properly removing the silicon and before connecting the wirings please check that the vehicle starts fine and that there are no fault codes or warning lights on the dashboard.



DENSO SH7058 SH7054 23P-8591A-XX YAMAHA




DENSO SH7058 SH7054 23P-8591A-XX YAMAHA

DIRECT CONNECTION – ECU WRITING MICRO 01 SH7058:

For the WRITING procedure use the cable F34NTA13 directly connected to the ECU. Make sure that the POWER led (red) on Trasdata is ON.

COLORE FILO WIRE COLOUR	DESCRIZIONE DESCRIPTION
MARRONE BROWN	BOOT
BLU BLUE	CNF
NERO BLACK	RXD
GIALLO YELLOW	
OR	
GIALLO YELLOW	
GRIGIO GREY	TXD
ROSSO RED	POSITIVO DIRETTO POWER BATTERY
NERO BLACK	MASSA GND



DENSO SH7058 SH7054 23P-8591A-XX YAMAHA

DIRECT CONNECTION READING&WRITING MICRO 02 SH7054

For the WRITING procedure use the cable F34NTA13 directly connected to the ECU.
Make sure that the POWER led (red) on Trasdata is ON.

COLORE FILO WIRE COLOUR	DESCRIZIONE DESCRIPTION
MARRONE BROWN	BOOT
BLU BLUE	CNF
NERO BLACK	RXD
GIALLO YELLOW	
OR	
GIALLO YELLOW	
GRIGIO GREY	TXD
ROSSO RED	POSITIVO DIRETTO POWER BATTERY
NERO BLACK	MASSA GND

